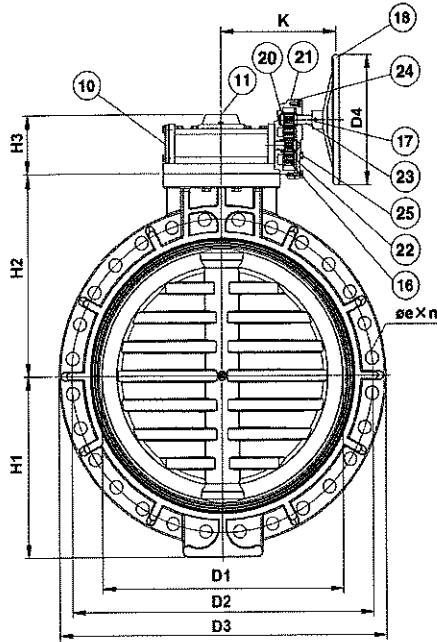

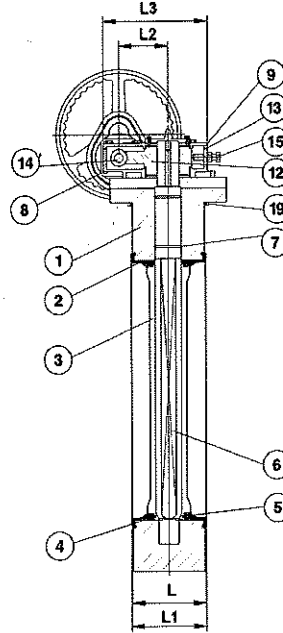


TVI THERMOPLASTIC VALVES INC.		
ARRANGEMENT DRAWING		
SIZE: 28" THRU 48"		
DWN BY CKP	DATE: 11-2009	DWG NO. 109-PSV
CERTIFIED CORRECT FOR GENERAL DIMENSIONS		
DATE:	PER:	



DN700~DN1200



DIMENSION TABLE

Nom. Size DN (Inch)	D1	D2	D3	n	e	H1	H2	H3	K	D4	L	L1	Test Press (PSI)	Working Press (PSI)
700 (28")	26.77	33.99	36.54	24	1.37	19.65	22.17	4.90	12.04	16	7.87	8.11	100	75
800 (32")	30.70	38.50	41.73	24	1.61	22.24	24.80	5.59	14.58	16	9.21	9.60	100	75
900 (36")	34.25	42.75	46.38	32	1.62	24.57	27.32	5.59	14.58	16	9.21	9.64	100	75
1000 (40")	38.18	46.25	50.63	32	1.62	26.93	30.00	8.27	18.54	20	11.57	11.85	100	75
1100 (44")	42.12	51.75	55.25	40	1.62	28.03	32.48	8.27	18.54	20	11.57	11.85	90	60
1200 (48")	46.06	56.00	59.52	44	1.62	30.55	34.48	8.27	18.54	20	11.57	11.85	90	60

MATERIALS OF CONSTRUCTION

No.	Parts	Pcs.	Materials	No.	Parts	Pcs.	Materials
1	Body	1	PP	14	Bearing	1	Steel
2	Seat	1	EPDM, VITON, NBR	15	Adjustable Bolt	2	Steel
3	Disc	1	UPVC, PP, CPVC, PPG, PVDF	16	Worm Shaft	1	Steel
4	Disc O'ring (A)	2	EPDM, VITON, NBR	17	Set Pin	1	K7
5	Disc O'ring (B)	2	EPDM, VITON, NBR	18	Hand Wheel	1	Cast Iron
6	Stem	1	SUS 410	19	Tightening Bolt	4	SUS304
7	Stem O'Ring	2	EPDM, VITON, NBR	20	Bearing	4	Copper
8	Gear box	1	Cast Iron	21	Spur Gear Body	1	Cast Iron
9	Gear Box Cap	1	Cast Iron	22	Spur Gear Body	1	Steel
10	Side Cap	1	Cast Iron	23	Spur Gear Shaft	1	Steel
11	Indicator Plate	1	Cast Iron	24	Spur Gear Cover	1	Cast Iron
12	Gear	1	Ductile Iron	25	Bolt	6	Steel
13	Oil Seal	1	Paper				

TVI Large Diameter Butterfly Valve 28" thru 48"

DESIGN SPECIFICATIONS

Thermoplastic Butterfly Valves 28" thru 48" are wafer style to fit between Ansi B16.5 Class 150 flanges. Disc is smooth and contoured for the lowest possible pressure drop (highest Cv). Shaft is 410 SS and of one piece, through shaft design, with square drive through entire length of blade. Valves shall have epoxy coated gear actuators with handwheel. Seat liner shall be full faced with integral, ribbed flanges. No auxiliary gaskets shall be required for installation. Seat liners shall effectively isolate the body & shaft from the flow media. Seat liners shall also thermally insulate the body from the internal operating temperature. Valve Liner and seals are replaceable. Materials of construction shall be : (selected as required for service)

BODY

PPG

DISC

PP, PPG ASTM D-4101 (PPG – Standard Disc)
PVC, ASTM D-1784
CPVC, ASTM D-1784 (CPVC disc Standard in CPVC Valves)
PVDF, ASTM D-3222

SHAFT

ASTMA A-240, TYPE 410 S.S. (Standard) 304 S.S., and 316 S.S.

SEALS/SEAT

EPDM, Ethylene Propylene Diene Monomer
Nitrile (Butadiene) Rubber (BUNA N)
Fluorocarbon, Viton (Dupont Dow Elastomers) ~ Available in the near future
Hypalon – Available in the near future

GEAR BOX

Cast Iron Housing ASTM A-53, EPOXY Coated

OTHER MATERIALS AVAILABLE UPON REQUEST.

Not recommended for compressed air or gas service